



**SHARE YOUR
TMI CREDENTIAL**

Importance of Digital Badge

To showcase your expertise

The Credbadge™ digital badging system allows you to showcase your professional accomplishments and communicate the significance of your credentials to a worldwide network of peers and employers. You can easily share your certification through email as well as popular social media platforms like LinkedIn, Facebook, and X. Your credential information can also be shared on your resume, job portals, and other professional networking sites, making presenting yourself in the best light easier.

Protect your hard-earned credentials from unauthorized usage

It has become increasingly common for individuals to falsely claim to have earned certifications, particularly on literature, websites, and physical certificates. As a solution, virtual credentials are gaining popularity as they prevent unauthorized usage of certifications. With a digital certification badge, one can quickly verify its authenticity and the requirements to obtain it. This contrasts with paper certificates, which cannot be verified instantly.

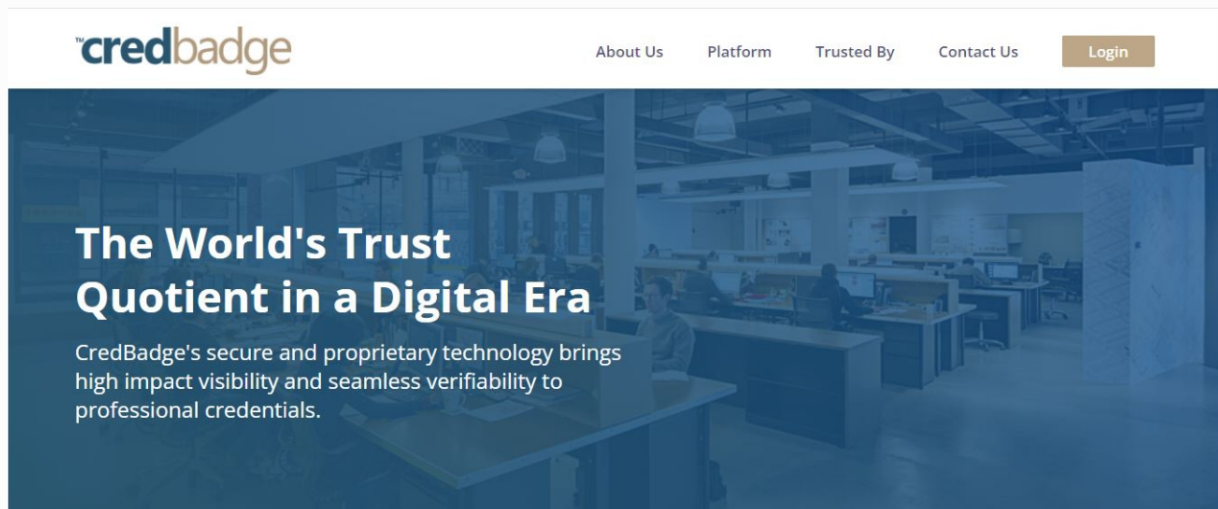
The Talent Management Institute has partnered with Credbadge™, a digital badging platform, to offer you a platform to showcase your verified knowledge and expertise to potential employers, colleagues, and recruiters. Once you successfully pass your certification exam, you will receive a digital badge that can be easily shared and verified online.

With Credbadge™, you can easily manage, display, and broadcast your digital badge to showcase your skills and certifications more effectively.



Share Your TMI Digital Badge on Social Media using Credbadge™

Step 1: Open your web browser and navigate to www.credbadge.com. Once you reach the page, click the "**LOGIN**" button at the top-right corner to proceed.



Step 2: Log in to your Credbadge™ account.

A screenshot of the CredBadge login form. It features the CredBadge logo at the top. Below the logo are three input fields: "E-Mail*", a password field with masked characters, and "Candidate/Registrant-ID*". At the bottom left is a teal "Sign In" button, and at the bottom right is a checkbox labeled "Remember Me".

Step 3: Choose where to share your Digital Badge by clicking on the corresponding social media icon.

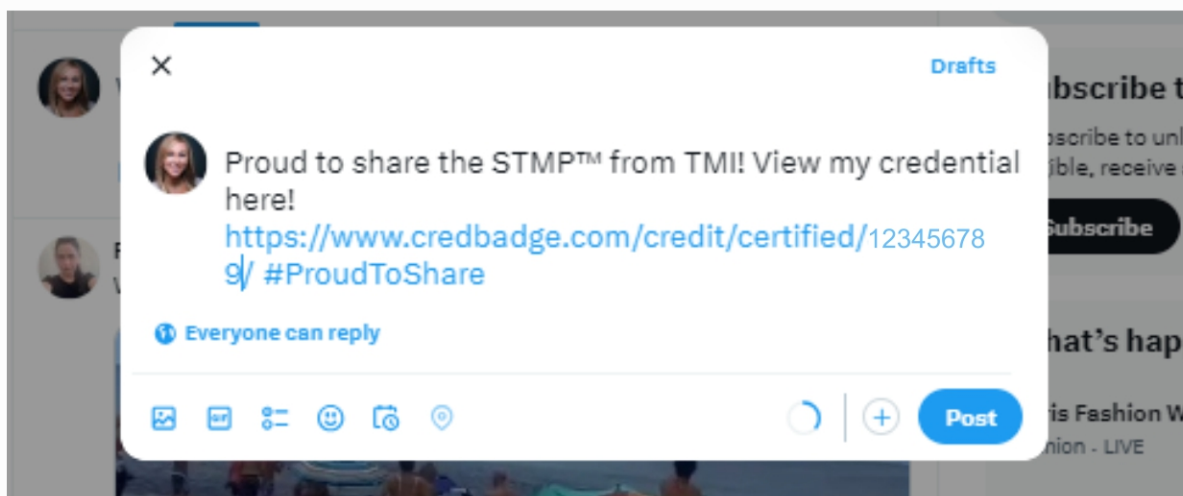
The screenshot shows the Credbadge™ dashboard. On the left, there is a navigation menu with "Active Credential" selected. The main content area displays the "Senior Talent Management Practitioner (STMP™)" badge and the name "Tracy Brown, STMP™". Below the name, there is a button to "Add to your LinkedIn Profile" and a section titled "You can also share your credential here" with icons for X, Facebook, and Email. A "Credbadge URL" is provided at the bottom of the sharing options.

Credential Validations	
Certification Program	Senior Talent Management Practitioner (STMP™)
Issued by	Talent Management Institute (TMI)
Unique Credential Code	123456789
Issue Date	Jan 23, 2024
Expiration Date	Jan 22, 2027
Credbadge URL	https://www.credbadge.com/credit/certified/123456789/

©2024. Credbadge™. All Rights Reserved.

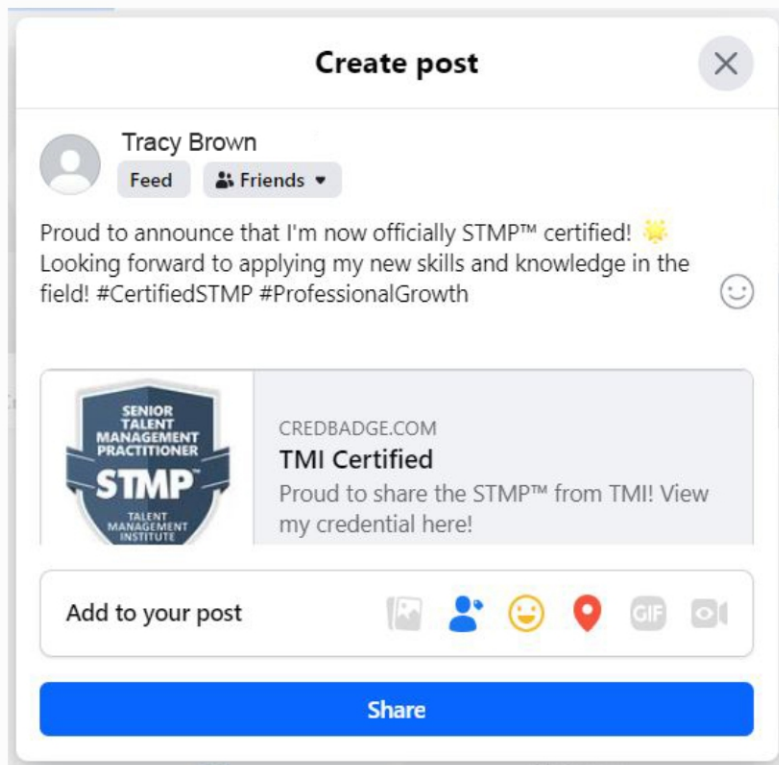
Upon clicking the respective social media icons on the Credbadge™, here's what you'll find:

Share Your Digital Badge on X



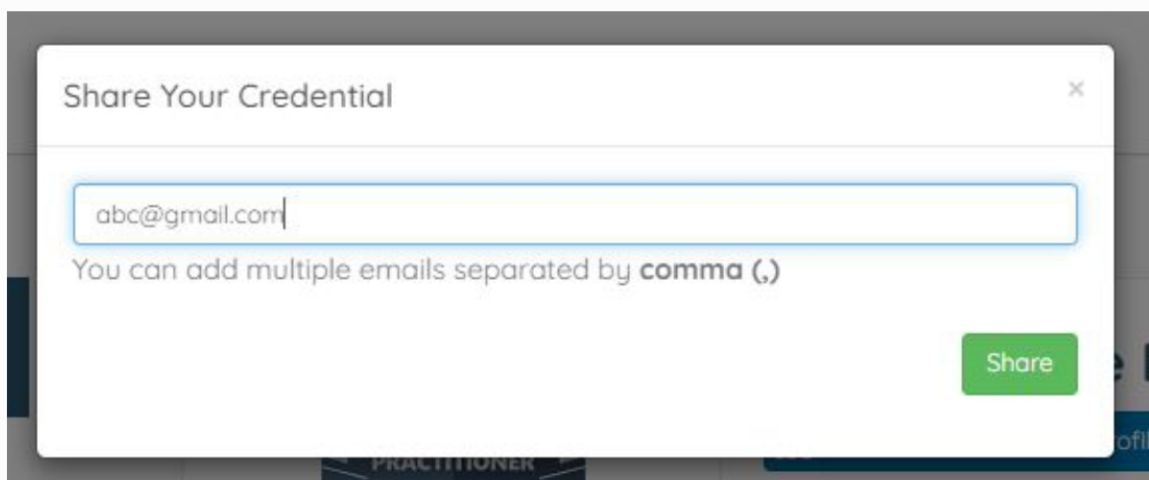
You will be directed to X, where a window similar to the image above will appear. With just a click on the link, your followers can view your Digital Badge.

Share Your Digital Badge on Facebook



Upon being redirected to Facebook a window similar to the image above will appear. With just a click on the link, your friends and followers can view your Digital Badge.

Share Your Digital Badge via Email



By simply filling in the email ids as shown, you will be able to share your credentials with potential employers, colleagues, or recruiters who can easily authenticate your digital badge details.

How to Display Your TMI Credential on LinkedIn?

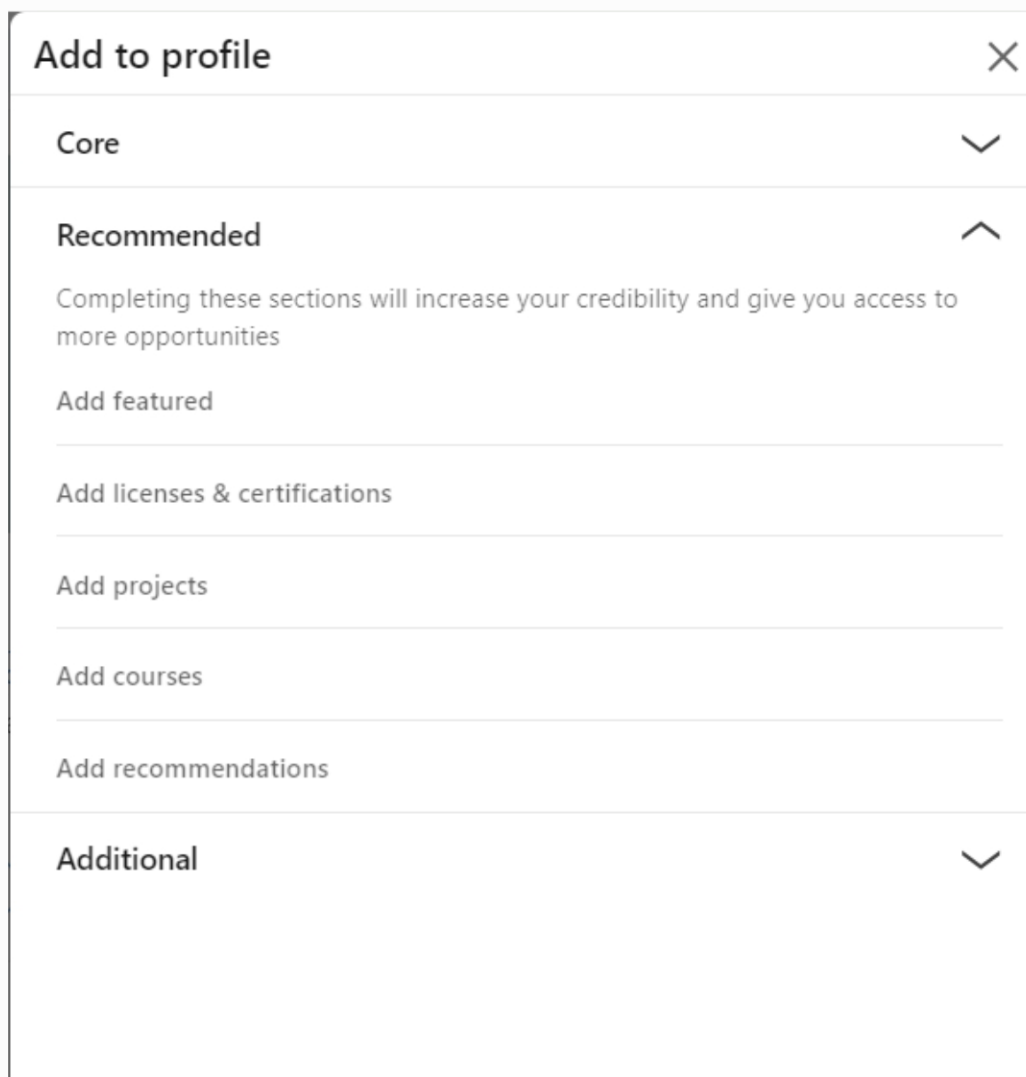
Step-by-Step Instructions

LinkedIn profile features a section called "**Add licenses & certifications**", designed to display credentials. This is the most suitable place to showcase your TMI credentials.

Step 1: From the home screen, click on your profile.

Step 2: After opening your LinkedIn profile, Select the "**Add profile section**" tab. A pop-up menu will appear with options to be added to your profile.

Step 3: In the "**Add Profile Section**" window, click on "**Recommended**", it will give the option to add "**licenses & certifications**".



Step 4 – Once you click the **“Add licenses & certifications”** button, LinkedIn will give you a new window to add certification details as appropriate to your status.

In the **“Certification Name”** field, enter the suitable reference to your status. For example, if you have met the requirements for the GTML™ certification, including passing the GTML™ certification exam, you may enter **“Global Talent Management Leader”**.

In the **“Issuing organization”** field, enter **“Talent Management Institute”**. Add the **“Issue”** and **“Expiration Date”** of your credential. In the **“Credential ID”** field, enter your unique credential code from your Credbadge™ account.

In **“Credential URL”** section, fill in the unique URL of Credbadge™ which you can copy from your Credbadge™ account.

Once your entry is complete, click on **“Save”** button and the credential will be added to your profile. You will find the added credential in **“Licenses & Certifications”** section in your LinkedIn profile.

Add license or certification ×

* Indicates required

Name*

Issuing organization*

Issue date

Expiration date

Credential ID

Credential URL

One Step Credential Visibility on LinkedIn

After updating the Credbadge™ details on LinkedIn, you will benefit from the digital badging system, enabling peers, colleagues, and potential employers to easily access and learn more about your credentials with a single click.

Clicking on the badge redirects individuals to a badge overview page, showcasing your achievements, areas of expertise, and the validity of the credential.

This appears in your
"LinkedIn" profile

Licenses & certifications



Global Talent Management Leader (GTML™)

Talent Management Institute

Issued Dec 2023 · Expires Dec 2025

Credential ID 123456788

Show credential

Once someone clicks on "Show credential",
it will redirect to your Credbadge™ link.




CREDENTIAL VALIDATIONS


Akira Boaz, GTML™





Digital Badge Awarded to:	Akira Boaz
Name of the Credential:	Global Talent Management Leader (GTML™)
Unique Credential Code:	123456788
Credential Awarded By:	Talent Management Institute (TMI)
First Award Date:	20.12.2023
Credential Expiration Date:	20.12.2028


Here's How Professionals Who Are Certified by TMI Have Shared Their Digital Badge on LinkedIn:


 Happy to share that I have passed my STMP™ exam and I'm now a Certified Senior Talent Management Practitioner. The future looks bright already.


 **Joseph Yaw Sam, STMP™**
Acting Country Human Resource Manager,
Milvik Bima, Ghana


 As of today, I am happy to be a "Certified Senior Talent Management Practitioner", endorsed by the Talent Management Institute (TMI). Always learning!


 **Jelena Orsolc Vukic, STMP™**
Organizational and Talent Development Manager,
Docler Holding Luxembourg, Luxembourg


 Talent management is an art, and we effectively have the Art of War on our hands, given the situation, one needs to have the Art of handling it and that's where I encountered TMI. I am happy to share that I have completed the Talent Management Practitioner Certification program.


 **Soma Singh, TMP™**
Human Resources Business Partner,
Tata Motors, India


 After several months of intense preparation, I am happy to share that I have received my Global Talent Management Leader (GTML™) Certification from the Talent Management Institute (TMI).
The Global Talent Management Leader (GTML™) certification from TMI is the world's most prestigious qualification designed to accelerate the rise of mid-career HR and Talent Management professionals into heads of Global HR and Talent Management. It combines strategic business insights, talent consciousness, cross-functional perspectives, and technology to deliver long-term advantages and market-leadership opportunities to companies, as well as, helping to drive business and long-term competitiveness through geographically and culturally diverse talent.

 **Oyindamola Johnson, GTML™**
Director, Office of Global Advancement, Niger

 Happy to share that I have successfully completed the Talent Management Practitioner (TMP™) Certification from Talent Management Institute. Look forward to further implementing some of the learnings ahead.

 **Veenu Sharma, TMP™**
Human Resources Business Partner at Gemini
Solutions Pvt Ltd, India

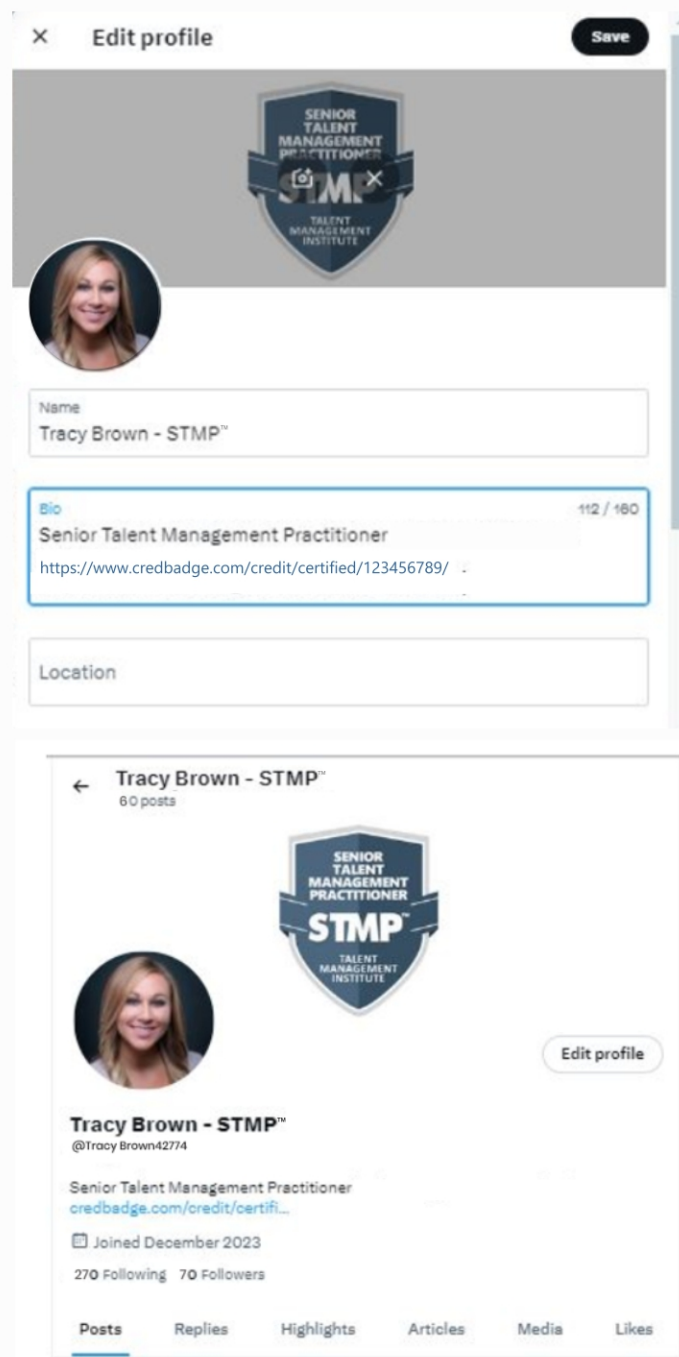
 One of my goals for my sabbatical was to prepare and pass the Talent Management Institute Senior Talent Management Practitioner (STMP™) certification program...and I PASSED!!!

 **Jacqueline Mone Morris, STMP™**
Senior Manager of Recruitment at Education First
Consulting, US

How to Display Your TMI Credential on X?


Updating your Bio

- Log in to your **X** account.
- Click on '**Edit profile**'.
- Under '**Bio**', add details about the credential that you have achieved from TMI.
- To showcase, you can also add your Digital Badge URL in your bio.
- You can also add your TMI designation to the profile section next to your name.




Displaying Your Credential on Your Business Card

- Confirm with your company's branding guidelines if third-party logos are allowed on your business card as many employers do not permit this.
- Verify if your organization permits 4-color printing of business cards. Note that the TMP™, STMP™ or GTML™ logo must be printed in full color, otherwise it cannot be used. If used, the logo should be no smaller than 0.307 inches in width and 0.502 inches in height and the business card size should be 88.9mm x 50.8mm.
- For optimal print quality, please use the .jpg logo file at the size provided or provide the .eps logo file directly to your business card designer/printer.



- If you are not allowed to use any logos on your business card, you can still mention your TMI credential with your name, as indicated below.



[Download your logo from here.](#)

General Inquiries

Q. What does a digital badge do?

A. Each badge contains verifiable evidence of when, where, how, and why it was earned. It is a form of digital certificate that learners can easily share on social networks, resumes, and e-mail signatures.

Q. What are the advantages of a digital badge?

A. The digital badging platform provide you an efficient way to effectively convey your verified knowledge and expertise to employers, colleagues, and recruiters after successful completion of certification program.

Q: Is there an additional fee for obtaining my digital badge?

A. No. There is no additional cost for your digital badge for displaying, storing, managing, and showcasing your TMI credential.

Q. Is it possible for someone to use or make changes to my digital badge without my permission?

A. No, your digital badge is securely maintained by Credbadge™ to prevent unauthorized copying of your credentials.

Q. Is there a unique digital badge awarded for each certification earned through TMI?

A. Yes, each certification will be recognized by a separate digital badge.



TMI | TALENT MANAGEMENT INSTITUTE™

www.tmi.org | [Contact us](#)

©2024 | Talent Management Institute. All Rights Reserved.

